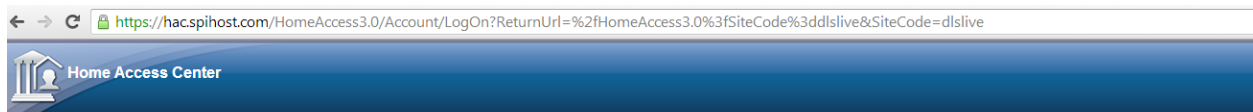


# Home Access Center Instructions

You will need to obtain a user name and password from your District to log in to Home Access Center (HAC).

To access Home Access Center

1. Open a web browser
2. Type the web address <http://mushomeaccess.spihost.com>.
3. You will see a log in screen



**Login**

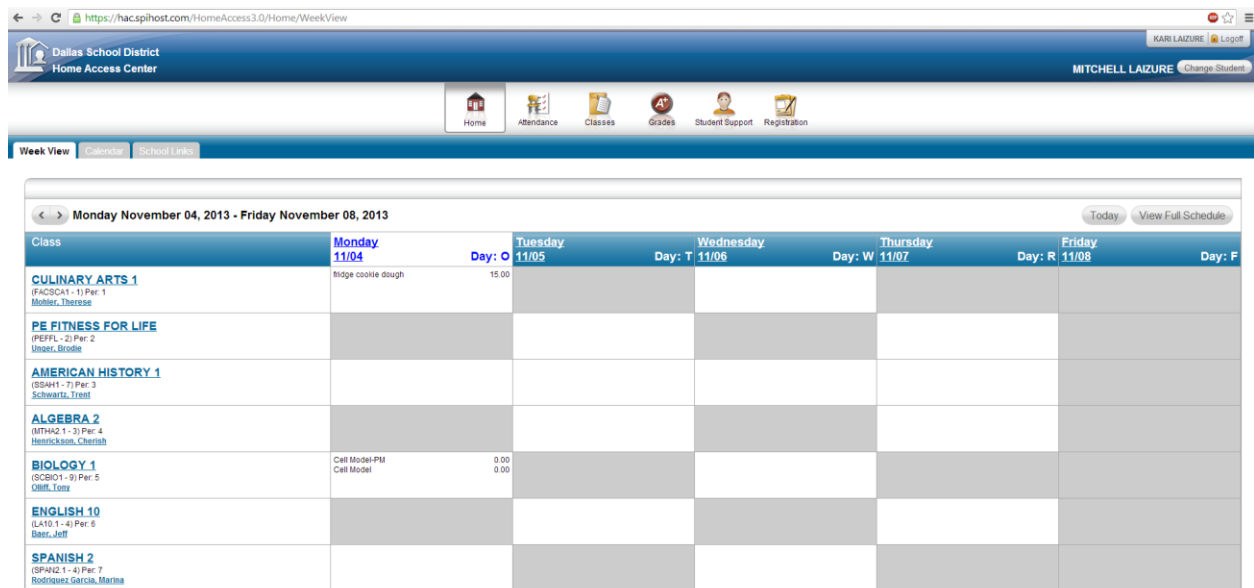
Please enter your account information for Home Access Center.

User Name:

Password:

[Forgot My Username or Password](#)

4. Log in with the user name and password that Dayton School District gave you.
5. The first Screen opens – It is your Home View



Class	Monday 11/04 Day: O	Tuesday 11/05 Day: T	Wednesday 11/06 Day: W	Thursday 11/07 Day: R	Friday 11/08 Day: F
<b>CULINARY ARTS 1</b> (FACSCA1 - 1) Per: 1 Mohler, Theresa	Ridge cookie dough 15:00				
<b>PE FITNESS FOR LIFE</b> (PEFFL - 2) Per: 2 Unser, Brooke					
<b>AMERICAN HISTORY 1</b> (BSAH1 - 7) Per: 3 Schwartz, Trent					
<b>ALGEBRA 2</b> (MTHA2 1 - 3) Per: 4 Henrickson, Channah					
<b>BIOLOGY 1</b> (SCBO1 - 9) Per: 5 OBB, Tony	Cell Model-PH Cell Model 0:00 0:00				
<b>ENGLISH 10</b> (LA10 1 - 4) Per: 6 Bass, Jeff					
<b>SPANISH 2</b> (SPAH2 1 - 4) Per: 7 Rodriguez Garcia, Marina					

6. You have different tabs across the top



- Click on Attendance – You get a month view of attendance. This will show your daily attendance information. Use the mouse to hover over the color-coded blocks in the calendar to see details about the absence. View attendance for different months by navigating with the arrow icons next to the month and year.

Month View

November 2013

Sun	Mon	Tue	Wed	Thu	Fri	Sat
					1	2
3	4	5	6	7	8	9
10	11	12	13	14	15	16
17	18	19	20	21	22	23
24	25	26	27	28	29	30

Color Legend

- SUSPENSION OUT
- HEAD LICE
- SCHOOL RELATED
- Multiple Attendance Codes
- TIME RELEASE RELIGIOUS INSTRUCTION
- SUSPENSION IN
- ODE
- School Closed
- EXCUSED
- UNEXCUSED ABSENCE

- Classes Tab is all the Course work and grades your child has received. The scores only show if the teacher has published them. Click on the Full View Button on the right of the screen if you want to see their grades

Classwork

View Classwork for Report Card Run: (All Classes) Order By: Class

Refresh View

Date Due	Date Assigned	Assignment	Category	Score	Total Points
11/04/2013	11/04/2013	halloween cookie dough	Personal Management	15.00	15.00
10/30/2013	10/30/2013	halloween cut out cookies	Personal Management	15.00	15.00
10/28/2013	10/28/2013	snickerdoodles	Personal Management	15.00	15.00
10/25/2013	10/25/2013	chocolate chip cookies	Personal Management	15.00	15.00
10/23/2013	10/23/2013	no bakes	Personal Management	15.00	15.00
10/23/2013	10/23/2013	quick bread quiz standard # 17	Summative Assessment	10.00	10.00
10/18/2013	10/18/2013	quickbread breakfast assessment standard standards 1, 11, 13, 17, 18, 8	Summative Assessment	57.00	60.00
10/16/2013	10/16/2013	berry bread	Personal Management	15.00	15.00
10/09/2013	10/09/2013	quickbread choice	Personal Management	15.00	15.00
10/07/2013	10/07/2013	collaborate	Personal Management	15.00	15.00
10/04/2013	10/04/2013	pancakes	Personal Management	15.00	15.00
10/02/2013	10/02/2013	grapes	Personal Management	15.00	15.00
09/30/2013	09/30/2013	grape demo questions	Personal Management	10.00	10.00
09/27/2013	09/27/2013	pizza	Personal Management	15.00	15.00
09/25/2013	09/25/2013	mallavars	Personal Management	15.00	15.00
09/23/2013	09/23/2013	mallavars questions	Personal Management	10.00	10.00
09/20/2013	09/20/2013	cinnamon rolls	Personal Management	15.00	15.00
09/18/2013	09/18/2013	pisquillo	Personal Management	10.00	15.00
09/16/2013	09/16/2013	pisquillo demo questions	Personal Management	10.00	15.00
09/13/2013	09/13/2013	muffins	Personal Management	15.00	15.00
09/11/2013	09/11/2013	chocolate chip cookie pizza	Personal Management	15.00	15.00
09/11/2013	09/11/2013	chocolate chip cookie pizza worksheet	Personal Management	20.00	20.00
09/11/2013	09/11/2013	muffin demo	Personal Management	10.00	10.00
09/06/2013	09/06/2013	Rice Krispies	Personal Management	15.00	15.00

LA10.1 - 4 ENGLISH 10

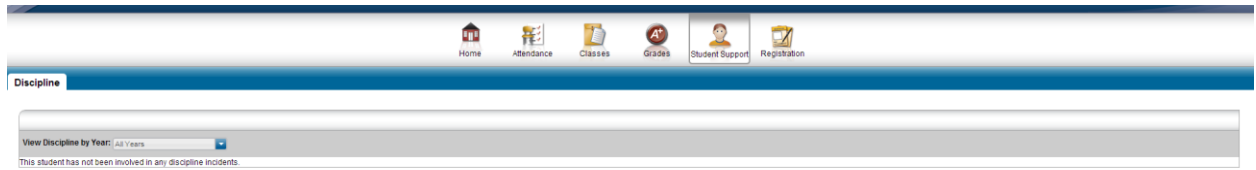
- Grades Tab – this is where you will be able to see Report Card when they are ran, Transcripts, and Test Scores

Report Card

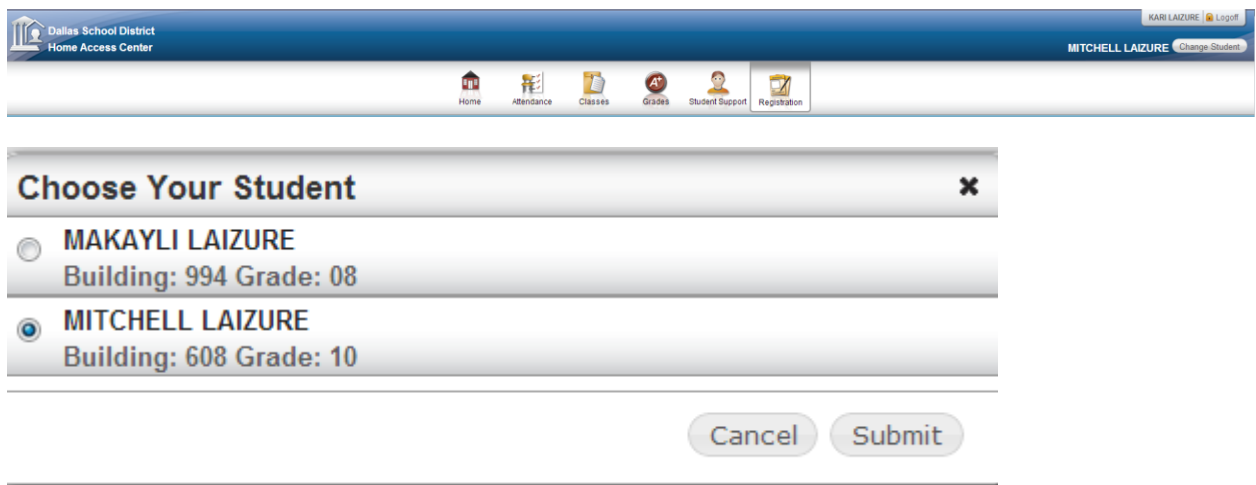
This student does not have any Report Cards for this school year.

Daily Attendance

10. Student Support – If your child has any discipline added to the system this would be listed in this area.



11. Registration Tab – This lists all your registration information. Including transportation, contacts, Emergency information. It is good to look this over.
12. If you have multiple children in the district you will see at the top right the child's name you have open with a change student button next to it. Click on that button to show a list of your other children. Then choose the next child and hit submit.



13. When you are finished in the system click logout at the top right of the screen by your name.